

Grant summary of all 23 calls (deadlines from 2013-03-01 to 2024-03-15)

Doc.CH

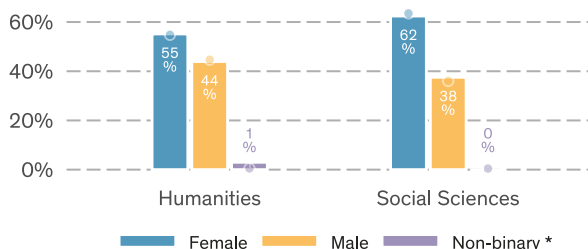
Overviews over all 23 calls¹

	# Evaluated ^a	Approved	Req. amount	Appr. amount	Funding rate	Funding level	Success rate
Humanities	1365	339	290.6 MCHF	71.3 MCHF	24.5%	99.2%	24.8%
Social Sciences	896	213	199.0 MCHF	44.7 MCHF	22.5%	97.8%	23.8%
Total	2261	552	489.6 MCHF	116.0 MCHF	23.7%	98.7%	24.4%

^a Number of proposals minus known formal/substantive non-considerations and minus known withdrawal before rulings. All numbers and shares in this table are based on the number of evaluated proposals.

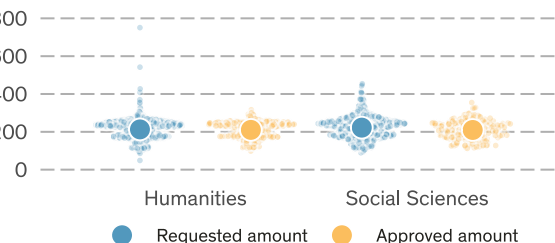
Gender

Bars: corr. grantees (552), dots: corr. applicants (2261)



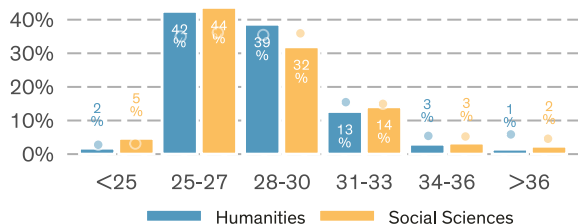
Requested amount

In KCHF, mean as bigger dot



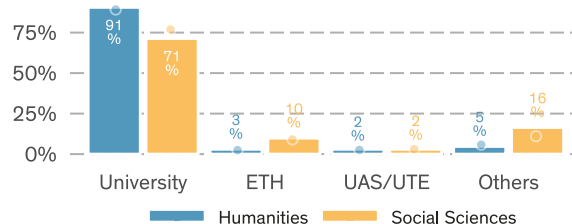
Age

Bars: corr. grantees (552), dots: corr. applicants (2261)



Research institutions

Bars: corr. grantees (552), dots: corr. applicants (2261)



Approvals & rejections

	Total ^a	Evaluated ^b	Approved	Success rate	Non-considerations ^c	Rej. after eval.
Overall						
Overall	2325 (100.0%)	2261 (97.2%)	552	24.4%	64 (2.8%)	1709 (73.5%)
Gender (corr. applicant)						
Female	1349 (100.0%)	1317 (97.6%)	320	24.3%	32 (2.4%)	997 (73.9%)
Male	964 (100.0%)	933 (96.8%)	229	24.5%	31 (3.2%)	704 (73.0%)
Non-binary *	12 (100.0%)	11 (91.7%)	3	27.3%	1 (8.3%)	8 (66.7%)
Research area						
Humanities	1397 (100.0%)	1365 (97.7%)	339	24.8%	32 (2.3%)	1026 (73.4%)
Social Sciences	926 (100.0%)	896 (96.8%)	213	23.8%	30 (3.2%)	683 (73.8%)
Non-SSH	2 (100.0%)	0 (0.0%)	0	-	2 (100.0%)	0 (0.0%)

^a Total = Number of submitted proposals minus withdrawal before rulings

^b Evaluated = Total submissions minus non-considerations

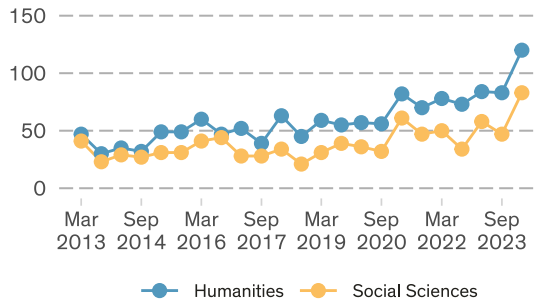
^c These are all formal non-considerations. There were no substantive non-considerations.

* The option to select non-binary gender was available in the last 3 calls only after the introduction of the new standardised CV format.

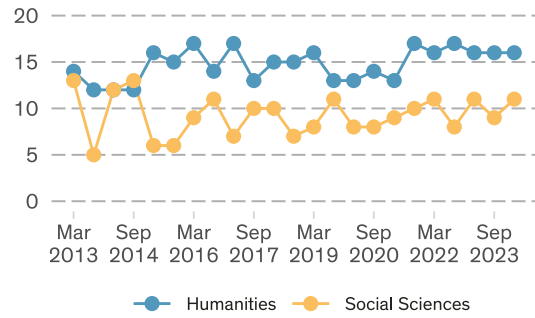
¹Data state: 2024-09-19.

Trends

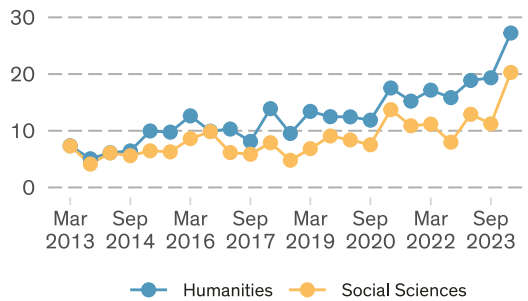
Number of proposals



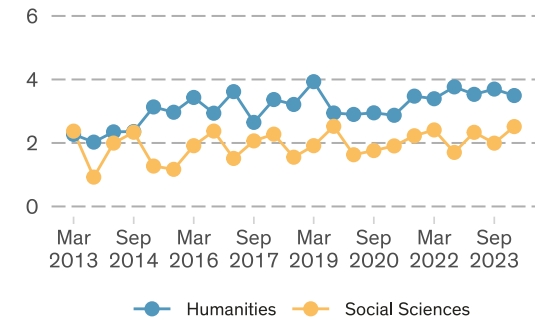
Number of grants



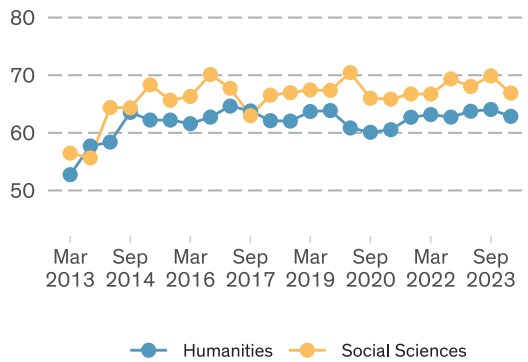
Total requested amount (MCHF)



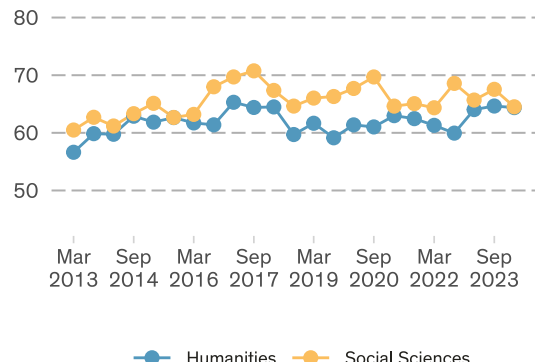
Total granted amount (MCHF)



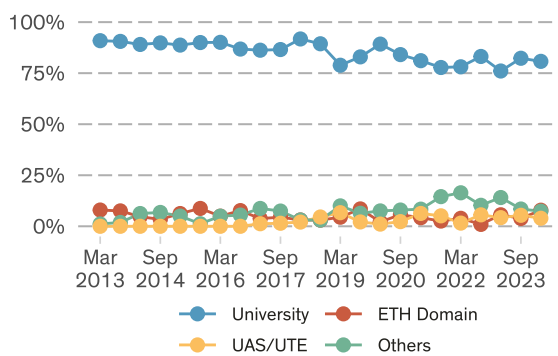
Avg. req. annual spending level (KCHF)



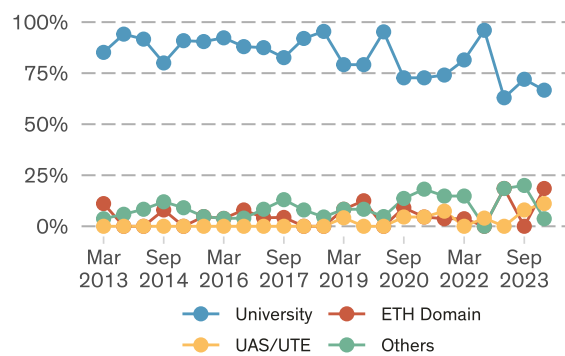
Avg. granted annual spending level (KCHF)

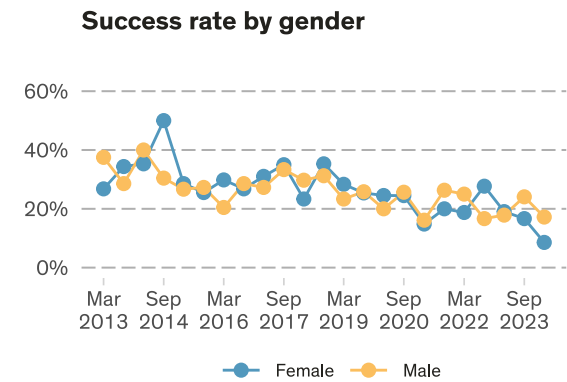
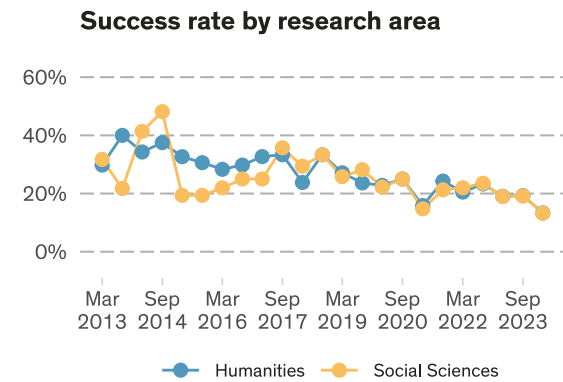
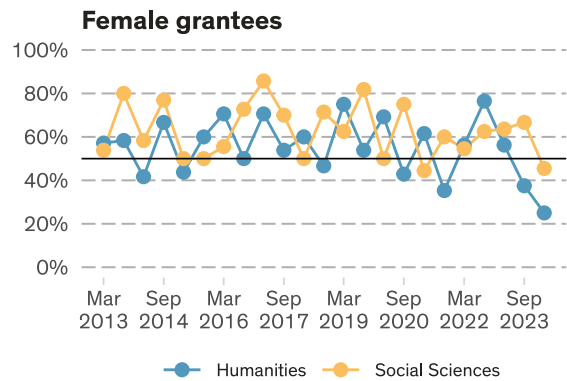
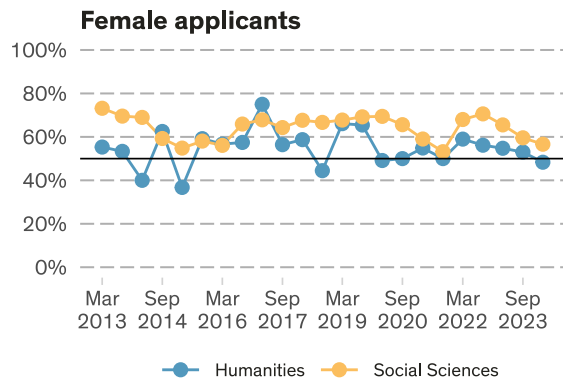


Applicants: Institution types



Grantees: Institution types





Terminology

Funding level The average of the funding levels per grant. (Rejected proposals are excluded in this calculation.) The funding level is the percentage of the requested amount that has been approved.

Evaluated proposal Submitted proposal that has been fully evaluated, that is: no formal non-considerations, no substantive non-considerations, no informally put on file proposals (e.g. duplicated submissions), no withdrawals before ruling.

Formal non-consideration Proposal with formal deficiencies.

Funding rate The share of the total requested amount (incl. rejected proposals) that has been granted. Total granted amount divided by total requested amount.

Grant Approved evaluated proposal.

Requested/granted annual spending level Total requested/granted amount divided by the requested/granted project duration (in years). Is computed per proposal/grant.

SSH Social Sciences and Humanities

Substantive non-consideration Proposal with obvious scientific deficiencies.

Success rate Number of grants divided by number of evaluated proposals.

UAS University of Applied Sciences

UTE University of Teacher Education