

Grant summary of call deadline 2021-12-15

SNSF Swiss Postdoctoral Fellowships

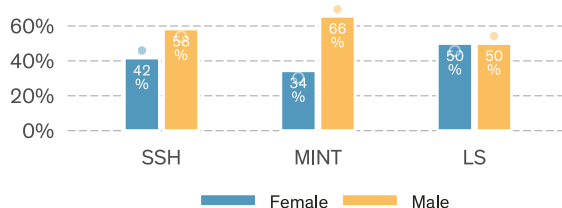
Data state **2024-06-27**¹.

	# Evaluated ^a	Approved	Req. amount	Appr. amount	Funding rate	Funding level	Success rate
SSH	124	12	30.1 MCHF	2.8 MCHF	9.3%	100.3%	9.7%
MINT	322	32	78.7 MCHF	7.9 MCHF	10.0%	102.0%	9.9%
LS	304	30	74.8 MCHF	7.3 MCHF	9.8%	98.1%	9.9%
Total	750	74	183.5 MCHF	17.9 MCHF	9.8%	100.1%	9.9%

^a Number of proposals minus known formal/substantive non-considerations and minus known withdrawal before rulings. All numbers and shares in this table are based on the number of evaluated proposals.

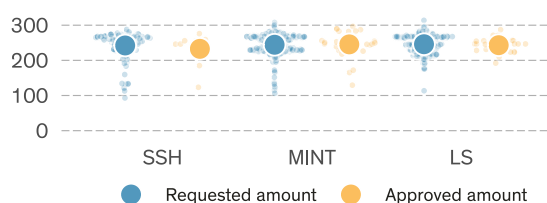
Gender

Bars: corr. grantees (74), dots: corr. applicants (750)



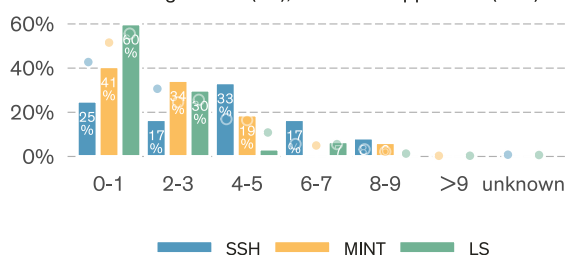
Requested amount

In KCHF, mean as bigger dot



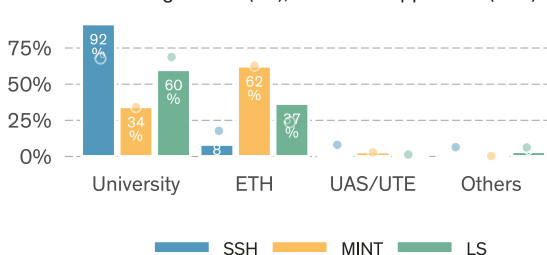
Academic age; years after PhD

Bars: corr. grantees (74), dots: corr. applicants (750)



Research institutions

Bars: corr. grantees (74), dots: corr. applicants (750)



Approvals & rejections (call 2021-12-15)

	Total ^a	Evaluated ^b	Approved	Success rate	Subst. NC ^c	Formal NC ^c	NC ^c	Rej. after eval.
Overall								
Overall	758 (100.0%)	750 (98.9%)	74	9.9%	0 (0.0%)	8 (1.1%)	1.1%	676 (89.2%)
Gender (corr. applicant)								
Female	297 (100.0%)	294 (99.0%)	31	10.5%	0 (0.0%)	3 (1.0%)	1.0%	263 (88.6%)
Male	461 (100.0%)	456 (98.9%)	43	9.4%	0 (0.0%)	5 (1.1%)	1.1%	413 (89.6%)
Research area								
SSH	127 (100.0%)	124 (97.6%)	12	9.7%	0 (0.0%)	3 (2.4%)	2.4%	112 (88.2%)
MINT	325 (100.0%)	322 (99.1%)	32	9.9%	0 (0.0%)	3 (0.9%)	0.9%	290 (89.2%)
LS	306 (100.0%)	304 (99.3%)	30	9.9%	0 (0.0%)	2 (0.7%)	0.7%	274 (89.5%)

^a Total = Number of submitted proposals minus external Lead Agency and withdrawal before rulings

^b Evaluated = Total submissions minus formal and substantive non-considerations

^c NC = Non-considerations

¹Calls: 'SNSF Swiss Postdoctoral Fellowships 2021'

